

Spare Parts Manual MX2600SE for USA

V01.00.00 (2015.04.03)



MoniMax 2600SE

© Nautilus Hyosung Inc. All right reserved.

The content of this specification is protected by copyright laws.

APRIL 3. 2015 1ST RELEASE

Change History of Spare Parts

Spare Parts List - MX2600SE FOR USA

ITEM	No of Ref.	1st Mass Production	2nd Mass Production	Remark

Table of Contents

Chapter 1. Fascia Assembly	11
Chapter 2. OPL & SPL Assembly	13
Chapter 3. Receipt Printer (SPR)	15
Chapter 4. Card Reader (MCU)	17
Chapter 5. Safety Body	19
Chapter 6. L-CDU. (1K) DRAWER TYPE	21
Chapter 7. Cash Dispenser CDUL3 (1K)	24
Chapter 8. Cash Dispenser (2K / 4K / 6K)	29
Chapter 9. Miscellaneous	34

No	Part No.	Description	SYSTEM	TYPE	COUNTRY
1	7228000198	SYSTEM:MX2600SE:CDUL3:EMV:ELOCK:US:TYPE1	CDUL3 (1K) + SANKYO	A	USA
2	7228000204	SYSTEM:MX2600SE:2K:EMV:ELOCK:US:TYPE2	CDUM 1CST (2K) + SANKYO	B	USA
3	7228000205	SYSTEM:MX2600SE:4K:EMV:ELOCK:US:TYPE3	CDUM 2CST (4K) + SANKYO	C	USA
4	7228000206	SYSTEM:MX2600SE:6K:EMV:ELOCK:US:TYPE4	CDUM 3CST (6K) + SANKYO	D	USA
5	7228000207	SYSTEM:MX2600SE:CDUL3:EMV:ELOCK:CA:TYPE5	CDUL3 (1K) + SANKYO	E	CA
6	7228000208	SYSTEM:MX2600SE:2K:EMV:ELOCK:CA:TYPE6	CDUM 1CST (2K) + SANKYO	F	CA
7	7228000209	SYSTEM:MX2600SE:DRAWER:NHDIP:US:TYPE7	DRAWER + NH DIP	G	USA
8	7228000210	SYSTEM:MX2600SE:DRAWER:EMV:US:TYPE8	DRAWER + SANKYO	H	USA
9	7228000211	SYSTEM:MX2600SE:CDUL3:NHDIP:US:TYPE9	CDUL3 (1K) + NH DIP	I	USA
10	7228000212	SYSTEM:MX2600SE:2K:NHDIP:US:TYPE10	CDUM 1CST (2K) + NH DIP	J	USA
11	7228000213	SYSTEM:MX2600SE:4K:NHDIP:US:TYPE11	CDUM 2CST (4K) + NH DIP	K	USA
12	7228000215	SYSTEM:MX2600SE:6K:NH-DIP:US:TYPE13	CDUM 3CST (6K) + NH DIP	L	USA
13	7228000217	SYSTEM:MX2600SE:DRAWER:EMV:CA:TYPE15	DRAWER + SANKYO	M	CA
14	7228000214	SYSTEM:MX2600SE:4K:EMV:CA:TYPE12	CDUM 2CST (4K) + SANKYO	N	CA
15	7228000216	SYSTEM:MX2600SE:6K:EMV:CA:TYPE14	CDUM 3CST (6K) + SANKYO	O	CA

No	UNIT	PART#	Customer	TYPE																Category	Recommend QTY		
				A	B	C	D	E	F	G	H	I	J	K	L	M	N	O					
1	FRONT ASSEMBLY	S7134000456	FRONT ASSEMBLY (US)	○	○	○	○														FIELD	D	
2		S7134000462	FRONT ASSEMBLY (CA)						○										○	○	○	FIELD	D
3		S7134000468	FRONT ASSEMBLY (DRAWER)							○		○	○	○	○							FIELD	D
4		S4370002531	FRONT BEZEL	○	○	○	○	○	○	○	○	○	○	○	○	○	○	○	○	○	○	REPAIR	E
5		S4240000020	KET SET (LOCK & KEY)	○	○	○	○	○	○	○	○	○	○	○	○	○	○	○	○	○	○	REPAIR	D
6		S7650000087	PCBA : FLICKER	○	○	○	○	○	○	○	○	○	○	○	○	○	○	○	○	○	○	REPAIR	E
7		S7590000004	PCBA : ADA	○	○	○	○	○	○	○	○	○	○	○	○	○	○	○	○	○	○	REPAIR	E
8		S4490000125	WINDOW : LED_EPP	○	○	○	○	○	○	○	○	○	○	○	○	○	○	○	○	○	○	REPAIR	E
9		S4933000434	WINDOW : TOPPER_MIRROR	○	○	○	○	○	○	○	○	○	○	○	○	○	○	○	○	○	○	REPAIR	E
10		S7130020100	EPP 3.0	○	○	○	○	○	○	○	○	○	○	○	○	○	○	○	○	○	○	REPAIR	C
11		S5611000316	PCBA : LED ARRAY	○	○	○	○	○	○	○	○	○	○	○	○	○	○	○	○	○	○	REPAIR	D
12		S4960000344	RUBBER FUNCTION KEY	○	○	○	○	○	○	○	○	○	○	○	○	○	○	○	○	○	○	REPAIR	E
13		S3200002776	SPEAKER WITH CABLE	○	○	○	○	○	○	○	○	○	○	○	○	○	○	○	○	○	○	REPAIR	E
14	OPL	S7100000196	OPL	○	○	○	○	○	○	○	○	○	○	○	○	○	○	○	○	○	FIELD	C	
15		S4260000821	LCD BEZEL	○	○	○	○	○	○	○	○	○	○	○	○	○	○	○	○	○	REPAIR	D	
16		S5661000010	LCD 10.1	○	○	○	○	○	○	○	○	○	○	○	○	○	○	○	○	○	REPAIR	C	
17		S3300000005	LCD CABEL	○	○	○	○	○	○	○	○	○	○	○	○	○	○	○	○	○	○	REPAIR	D
18		S7650000053	CORTEX MAINBOARD	○	○	○	○	○	○	○	○	○	○	○	○	○	○	○	○	○	○	REPAIR	D
19		S7650000111	IO BOARD FOR MAINBOARD	○	○	○	○	○	○	○	○	○	○	○	○	○	○	○	○	○	○	REPAIR	D
20		S7650000031	PCBA : FUNCTION KEY : L	○	○	○	○	○	○	○	○	○	○	○	○	○	○	○	○	○	○	REPAIR	E
21		S7650000030	PCBA : FUNCTION KEY : R	○	○	○	○	○	○	○	○	○	○	○	○	○	○	○	○	○	○	REPAIR	E
22		S75900000026	MODEM	○	○	○	○	○	○	○	○	○	○	○	○	○	○	○	○	○	○	REPAIR	D
23		SPR	S7020000044	RECEIPT PRINTER	○	○	○	○	○	○	○	○	○	○	○	○	○	○	○	○	○	FIELD	C
24	S7320000118		END SENSOR	○	○	○	○	○	○	○	○	○	○	○	○	○	○	○	○	○	REPAIR	D	
25	S7320000123		OUTLET	○	○	○	○	○	○	○	○	○	○	○	○	○	○	○	○	○	REPAIR	D	
26	S7760000062		PCBA : SPR	○	○	○	○	○	○	○	○	○	○	○	○	○	○	○	○	○	○	REPAIR	E
27	S5677000016		TPH	○	○	○	○	○	○	○	○	○	○	○	○	○	○	○	○	○	○	REPAIR	D
28	S5645000008		CUTTER	○	○	○	○	○	○	○	○	○	○	○	○	○	○	○	○	○	○	REPAIR	D
29	MCU	S7030000137	MCU (SANKYO)	○	○	○	○	○	○									○	○	○	FIELD	C	
30		S5643000008	MCU : DIP TYPE (SANKYO)	○	○	○	○	○	○										○	○	○	REPAIR	D
31		S3200002780	CABLE FOR SANKYO DIP MCU	○	○	○	○	○	○										○	○	○	FIELD	D
32		S7030000123	MCU (NH DIP)							○		○	○	○	○							REPAIR	C
33		S5801000004	MCU : DIP TYPE (NH)							○		○	○	○	○							REPAIR	D
34		S32122501	CABLE FOR NH DIP MCU								○	○	○	○	○							REPAIR	E
35		S7690000007	PCBA FOR MCU								○	○	○	○	○							REPAIR	D

No	UNIT	PART#	Customer	TYPE																Category	Recommend QTY
				A	B	C	D	E	F	G	H	I	J	K	L	M	N	O			
36	SAFE BODY	S7132000233	SAFETY BODY	○	○	○	○	○	○	○	○	○	○	○	○	○	○	○	REPAIR	E	
37		S4370002538	BEZEL_CDU.	○	○	○	○	○	○	○	○	○	○	○	○	○	○	○	REPAIR	E	
38		S4240000020	KEY & LOCK	○	○	○	○	○	○	○	○	○	○	○	○	○	○	○	REPAIR	D	
39		S3200004164	DOOR SENSOR	○	○	○	○	○	○	○	○	○	○	○	○	○	○	○	REPAIR	E	
40		S4110000115	DOOR HINGE	○	○	○	○	○	○	○	○	○	○	○	○	○	○	○	REPAIR	E	
41		S45112401	E-LOCK	○	○	○	○	○	○	○	○	○	○	○	○	○	○	○	REPAIR	C	
42		S45602703	HANDLE	○	○	○	○	○	○	○	○	○	○	○	○	○	○	○	REPAIR	D	
43		S4140006346	SAFE BODY	○	○	○	○	○	○	○	○	○	○	○	○	○	○	○	REPAIR	E	
44		S4140006478	SAFE DOOR	○	○	○	○	○	○	○	○	○	○	○	○	○	○	○	REPAIR	E	
45		S4140006640	SHU BODY	○	○	○	○	○	○	○	○	○	○	○	○	○	○	○	REPAIR	E	
46	L-CDU. (1K) DRAWER TYPE	S7010000199	DRAWER TYPE - 1K (US)						○	○						○		FIELD	C		
47		S44135304	Encoder Wheel for CDU						○	○							○		REPAIR	D	
48		S21685201	Emitting light Sensor						○	○							○		REPAIR	D	
49		S21685202	Detecting light Sensor						○	○							○		REPAIR	D	
50		S72881201	ENCODER_SHAFT						○	○							○		REPAIR	D	
51		S45085101	TEN_ROLLER						○	○							○		REPAIR	D	
52		S45489401	GUIDE_RJ						○	○							○		REPAIR	D	
53		S45323521	BELT_C04						○	○							○		REPAIR	D	
54		S45323522	BELT: 14Wx362x0.65t:22:						○	○							○		REPAIR	D	
55		S56405501	MAIN MOTOR						○	○							○		REPAIR	D	
56		S32121801	CABLE FOR SEPERATOR						○	○							○		REPAIR	D	
57		S7760000072	PCBA:LOWENDCDU:NH2700						○	○							○		REPAIR	D	
58		S72881223	SENSOR_LS7_LS8:LCDU						○	○							○		REPAIR	D	
59		S72881224	SENSOR_LS6:L_CDU						○	○							○		REPAIR	D	
60		S45323614	TIMMING_BELT:S3M_TYPE:						○	○							○		REPAIR	D	
61		S72881227	NOTE_SEPARATE:L_CDU						○	○							○		REPAIR	D	
62		S45283701	RJ_DOOR:L_CDU						○	○							○		REPAIR	D	
63		S72881234	CST:L_CDU						○	○							○		REPAIR	D	
64		S45247501	KNOB:MAIN MOTOR:						○	○							○		REPAIR	D	
65		S45500701	BRUSH:ANTISTATIC						○	○							○		REPAIR	D	
66	Cash Dispenser CDUL3 (1K)	S7010000179	Cash Dispenser (1K - US)	○							○							FIELD	C		
67		S7010000208	Cash Dispenser (1K - CA)					○											FIELD	C	
68		S7670000055	Main Control Board	○				○			○								REPAIR	D	
69		S4310000240	Side Cover for CDU	○				○			○								REPAIR	E	
70		S7310000686	Reject Gate Solenoid	○				○			○								REPAIR	D	
71		S44135304	Encoder Wheel for CDU	○				○			○								REPAIR	D	
72		S4590000977	Exit Solenoid Spring	○				○			○								REPAIR	D	
73		S44974201	Clutch Spring	○				○			○								REPAIR	D	
74		S4820000257	Driving Belt,80S3M1401	○				○			○								REPAIR	D	
75		S7310000687	Clutch Shaft	○				○			○								REPAIR	D	
76		S7310000670	Main Mortor	○				○			○								REPAIR	D	
77		S45353401	Catcher for locking CST	○				○			○								REPAIR	D	
78		S21685201	Emitting light Sensor	○				○			○								REPAIR	D	
79		S21685202	Detecting light Sensor	○				○			○								REPAIR	D	
80		S44134001	Bracket for sensor holder	○				○			○								REPAIR	D	
81		S32079308	Cassette Docking Sensor	○				○			○								REPAIR	D	
82		S4500000436	PRISM Sensor	○				○			○								REPAIR	D	
83		S7310000689	First Detecting Sensor	○				○			○								REPAIR	D	
84		S7310000690	Second Detecting Sensor	○				○			○								REPAIR	D	
85		S4010005228	BRACKET light Sensor	○				○			○								REPAIR	D	
86		S7310000682	Double Detecting SENSOR	○				○			○								REPAIR	D	

No	UNIT	PART#	Customer	TYPE																Category	Recommend QTY	
				A	B	C	D	E	F	G	H	I	J	K	L	M	N	O				
87	Cash Dispenser CDUL3 (1K)	S7310000671	Pully Roller	○				○												REPAIR	D	
88		S7310000673	Tension Roller	○				○													REPAIR	D
89		S7310000685	Pully Roller S3MZ36	○				○													REPAIR	D
90		S7310000683	Pully Roller S3MZ36 #2	○				○													REPAIR	D
91		S7310000676	Double Detecting Roller	○				○													REPAIR	D
92		S4310000013	Exit Bezel Only	○				○													REPAIR	D
93		S4840000010	Anti Static Brush	○				○													REPAIR	D
94		S4590000886	Tension Spring	○				○													REPAIR	D
95		S4320000005	Reject Door Bezel Only	○				○													REPAIR	D
96		S4140002187	Right Side Main frame	○				○													REPAIR	D
97		S4140002186	Left Side Main frame	○				○													REPAIR	D
98		S4370000942	Gate Transferring	○				○													REPAIR	D
99		S7430002494	Cassette (1K)	○				○													FIELD	C
100		S7310000224	Note Separator	○				○													REPAIR	D
101		S45494501	Push Plate for Cash	○				○													REPAIR	D
102		S4900000007	Locking Push Plate	○				○													REPAIR	E
103		S43025001	Pick-up Roller	○				○													REPAIR	D
104		S43028001	Handle for Cassette Box	○				○													REPAIR	E
105		S44603301	Identification Tab Screw	○				○													REPAIR	E
106		S43254701	Spring used for Push Plate	○				○													REPAIR	E
107	Cash Dispenser (2K / 4K / 6K)	S7010000193	Cash Dispenser (2K - US)		○						○	○								FIELD	C	
108		S7010000194	Cash Dispenser (4K - US)			○								○							FIELD	C
109		S7010000195	Cash Dispenser (6K - US)				○								○						FIELD	C
110		S7010000271	Cash Dispenser (2K - CA)							○											FIELD	C
111		S7010000272	Cash Dispenser (4K - CA)																○		FIELD	C
112		S7010000294	Cash Dispenser (6K - CA)																○		FIELD	C
113		S72842301	Reject Gate Solenoid		○	○	○		○			○	○	○	○			○	○		REPAIR	D
114		S44135304	Encoder slit for double detect		○	○	○		○			○	○	○	○			○	○		REPAIR	D
115		S44974701	Exit Solenoid Spring		○	○	○		○			○	○	○	○			○	○		REPAIR	D
116		S44974101	Reject Solenoid Spring		○	○	○		○			○	○	○	○			○	○		REPAIR	D
117		S72843601	Exit Gate Solenoid		○	○	○		○			○	○	○	○			○	○		REPAIR	D
118		S7760000140	Main Control Board		○	○	○		○			○	○	○	○			○	○		REPAIR	D
119		S44974201	Clutch Spring		○	○	○		○			○	○	○	○			○	○		REPAIR	D
120		S45323611	Driving Belt Small		○	○	○		○			○	○	○	○			○	○		REPAIR	E
121		S45323603	Driving Belt Large		○	○	○		○			○	○	○	○			○	○		REPAIR	E
122		S45323602	Driving Belt Medium		○	○	○		○			○	○	○	○			○	○		REPAIR	E
123		S56403106	Main Feeding Motor		○	○	○		○			○	○	○	○			○	○		REPAIR	E
124		S72841802	Tension Roller			○	○					○	○	○	○			○	○		REPAIR	E
125		S45353401	Catcher for locking CST		○	○	○		○			○	○	○	○			○	○		REPAIR	E
126		S21685201	Emitting light Sensor		○	○	○		○			○	○	○	○			○	○		REPAIR	E
127		S21685202	Detecting light Sensor		○	○	○		○			○	○	○	○			○	○		REPAIR	E
128		S44133901	Bracket for sensor holder		○	○	○		○			○	○	○	○			○	○		REPAIR	E
129		S44134001	Bracket for sensor holder		○	○	○		○			○	○	○	○			○	○		REPAIR	E
130		S21685011	Coupling Sensor (Reflecting)		○	○	○		○			○	○	○	○			○	○		REPAIR	E
131		S32079301	Cassette Docking Sensor		○	○	○		○			○	○	○	○			○	○		REPAIR	E
132		S21683911	Coupling Sensor (Transmitted)		○	○	○		○			○	○	○	○			○	○		REPAIR	E
133		S450000436	PRISM Sensor		○	○	○		○			○	○	○	○			○	○		REPAIR	E
134		S45323502	Feed Belt Medium		○	○	○		○			○	○	○	○			○	○		REPAIR	E
135		S45323501	Feed Belt Small		○	○	○		○			○	○	○	○			○	○		REPAIR	E
136		S45323503	Feed Belt Large		○	○	○		○			○	○	○	○			○	○		REPAIR	E

No	UNIT	PART#	Customer	TYPE																Category	Recommend QTY		
				A	B	C	D	E	F	G	H	I	J	K	L	M	N	O					
137	Cash Dispenser (2K / 4K / 6K)	S72852001	Exit Gate Assembly		○	○	○		○				○	○	○	○		○	○	REPAIR	E		
138		S45184102	CSTInsertion Rail,Left Side		○	○	○		○				○	○	○	○		○	○	REPAIR	E		
139		S45184101	CST Insertion Rail,Right Side		○	○	○		○				○	○	○	○		○	○	REPAIR	E		
140		S72841501	Static strip bracket for 2k		○	○	○		○				○	○	○	○		○	○	REPAIR	E		
141		S72842501	Reject Bin Cover		○	○	○		○				○	○	○	○		○	○	REPAIR	E		
142		S72847501	Double Detect Roller		○	○	○		○				○	○	○	○		○	○	REPAIR	E		
143		S72843203	Double Detect Sensor		○	○	○		○				○	○	○	○		○	○	REPAIR	E		
144		S44230401	Side Cover for CDU			○	○						○	○	○	○		○	○	REPAIR	E		
145		S731000082	Cassette 2K Note		○	○	○						○	○	○	○		○	○	FIELD	C		
146		S7430003021	Cassette 2K Note - CA TYPE						○				○	○	○	○		○	○	FIELD	C		
147		S7310000224	Note Separator		○	○	○		○				○	○	○	○		○	○	REPAIR	D		
148		S45494501	Push Plate for Cash		○	○	○		○				○	○	○	○		○	○	REPAIR	D		
149		S4900000007	Locking Push Plate		○	○	○		○				○	○	○	○		○	○	REPAIR	E		
150		S43254701	Spring used for Push Plate		○	○	○		○				○	○	○	○		○	○	REPAIR	E		
151		S7310000085	Cover of Cassette		○	○	○		○				○	○	○	○		○	○	REPAIR	E		
152		S43025001	Rubber part of Pick-up Roller		○	○	○		○				○	○	○	○		○	○	REPAIR	E		
153		S43028001	Handle for Cassette Box		○	○	○		○				○	○	○	○		○	○	REPAIR	E		
154		S44982001	Identification Tab		○	○	○		○				○	○	○	○		○	○	REPAIR	E		
155		S44603301	Identification Tab Screw		○	○	○		○				○	○	○	○		○	○	REPAIR	E		
156		S72846901	2K Expanded Feed Module			○	○						○	○	○	○		○	○	REPAIR	D		
157		S72846917	6K Expanded Feed Module				○						○	○	○	○		○	○	REPAIR	D		
158		S7430000327	6K Expanded Feed Module				○						○	○	○	○		○	○	REPAIR	D		
159		S72323503	Feed Module Board			○							○	○	○	○		○	○	REPAIR	D		
160		Miscellaneous	S3325000043	POWER CORD	○	○	○	○	○	○	○	○	○	○	○	○	○	○	○	○	REPAIR	E	
161			S5621000039	Power Supply	○	○	○	○	○	○	○	○	○	○	○	○	○	○	○	○	○	REPAIR	D
162			S5678000165	Receipt paper	○	○	○	○	○	○	○	○	○	○	○	○	○	○	○	○	○	FIELD	D

※ Category
 ✓ Field : Parts can be available to replace at the field.
 ✓ Repair : Parts cannot be replace in the field and it has to replace at Repair Center or Depot
 ※ QTY
 ✓ The quantity which it needs to make one ATM.
 ※ Recommended QTY
 ✓ It is a rate for Parts quantity when Customer operates 100 ATMs for one year.
 [A : 4% / B : 3% / C : 2% / D : 1.5% / E : 1%]

Chapter 1. Fascia Assembly

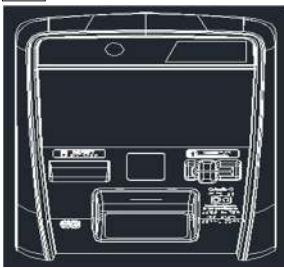


No	UNIT	PART#	Customer	TYPE																Category	Recommend QTY
				A	B	C	D	E	F	G	H	I	J	K	L	M	N	O			
1	FRONT ASSEMBLY	S7134000456	FRONT ASSEMBLY (US)	○	○	○	○				○								FIELD	D	
2		S7134000462	FRONT ASSEMBLY (CA)					○	○							○	○	○	FIELD	D	
3		S7134000468	FRONT ASSEMBLY (DRAWER)							○		○	○	○					FIELD	D	
4		S4370002531	FRONT BEZEL	○	○	○	○	○	○	○	○	○	○	○	○	○	○	○	○	REPAIR	E
5		S4240000020	KET SET (LOCK & KEY)	○	○	○	○	○	○	○	○	○	○	○	○	○	○	○	○	REPAIR	D
6		S7650000087	PCBA : FLICKER	○	○	○	○	○	○	○	○	○	○	○	○	○	○	○	○	REPAIR	E
7		S7590000004	PCBA : ADA	○	○	○	○	○	○	○	○	○	○	○	○	○	○	○	○	REPAIR	E
8		S4490000125	WINDOW : LED_EPP	○	○	○	○	○	○	○	○	○	○	○	○	○	○	○	○	REPAIR	E
9		S4933000434	WINDOW : TOPPER_MIRROR	○	○	○	○	○	○	○	○	○	○	○	○	○	○	○	○	REPAIR	E
10		S7130020100	EPP 3.0	○	○	○	○	○	○	○	○	○	○	○	○	○	○	○	○	REPAIR	C
11		S5611000316	PCBA : LED ARRAY	○	○	○	○	○	○	○	○	○	○	○	○	○	○	○	○	REPAIR	D
12		S4960000344	RUBBER FUNCTION KEY	○	○	○	○	○	○	○	○	○	○	○	○	○	○	○	○	REPAIR	E
13		S3200002776	SPEAKER WITH CABLE	○	○	○	○	○	○	○	○	○	○	○	○	○	○	○	○	REPAIR	E

1 ~ 3



4



5



6



7



8



9



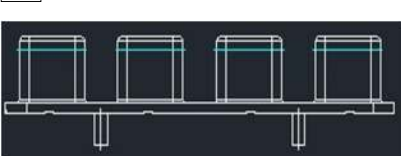
10



11



12



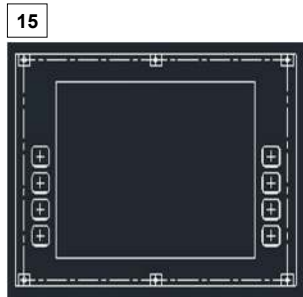
13




Chapter 2. OPL & SPL Assembly



No	UNIT	PART#	Customer	TYPE																Category	Recommend QTY
				A	B	C	D	E	F	G	H	I	J	K	L	M	N	O			
14	OPL	S7100000196	OPL	<input type="radio"/>	<input type="radio"/>	<input type="radio"/>	<input type="radio"/>	<input type="radio"/>	<input type="radio"/>	<input type="radio"/>	<input type="radio"/>	<input type="radio"/>	<input type="radio"/>	<input type="radio"/>	<input type="radio"/>	<input type="radio"/>	<input type="radio"/>	<input type="radio"/>	FIELD	C	
15		S4260000821	LCD BEZEL	<input type="radio"/>	<input type="radio"/>	<input type="radio"/>	<input type="radio"/>	<input type="radio"/>	<input type="radio"/>	<input type="radio"/>	<input type="radio"/>	<input type="radio"/>	<input type="radio"/>	<input type="radio"/>	<input type="radio"/>	<input type="radio"/>	<input type="radio"/>	<input type="radio"/>	REPAIR	D	
16		S5661000010	LCD 10.1	<input type="radio"/>	<input type="radio"/>	<input type="radio"/>	<input type="radio"/>	<input type="radio"/>	<input type="radio"/>	<input type="radio"/>	<input type="radio"/>	<input type="radio"/>	<input type="radio"/>	<input type="radio"/>	<input type="radio"/>	<input type="radio"/>	<input type="radio"/>	<input type="radio"/>	REPAIR	C	
17		S3300000005	LCD CABEL	<input type="radio"/>	<input type="radio"/>	<input type="radio"/>	<input type="radio"/>	<input type="radio"/>	<input type="radio"/>	<input type="radio"/>	<input type="radio"/>	<input type="radio"/>	<input type="radio"/>	<input type="radio"/>	<input type="radio"/>	<input type="radio"/>	<input type="radio"/>	<input type="radio"/>	REPAIR	D	
18		S7650000053	CORTEX MAINBOARD	<input type="radio"/>	<input type="radio"/>	<input type="radio"/>	<input type="radio"/>	<input type="radio"/>	<input type="radio"/>	<input type="radio"/>	<input type="radio"/>	<input type="radio"/>	<input type="radio"/>	<input type="radio"/>	<input type="radio"/>	<input type="radio"/>	<input type="radio"/>	<input type="radio"/>	REPAIR	D	
19		S7650000111	IO BOARD FOR MAINBOARD	<input type="radio"/>	<input type="radio"/>	<input type="radio"/>	<input type="radio"/>	<input type="radio"/>	<input type="radio"/>	<input type="radio"/>	<input type="radio"/>	<input type="radio"/>	<input type="radio"/>	<input type="radio"/>	<input type="radio"/>	<input type="radio"/>	<input type="radio"/>	<input type="radio"/>	REPAIR	D	
20		S7650000031	PCBA : FUNCTION KEY : L	<input type="radio"/>	<input type="radio"/>	<input type="radio"/>	<input type="radio"/>	<input type="radio"/>	<input type="radio"/>	<input type="radio"/>	<input type="radio"/>	<input type="radio"/>	<input type="radio"/>	<input type="radio"/>	<input type="radio"/>	<input type="radio"/>	<input type="radio"/>	<input type="radio"/>	REPAIR	E	
21		S7650000030	PCBA : FUNCTION KEY : R	<input type="radio"/>	<input type="radio"/>	<input type="radio"/>	<input type="radio"/>	<input type="radio"/>	<input type="radio"/>	<input type="radio"/>	<input type="radio"/>	<input type="radio"/>	<input type="radio"/>	<input type="radio"/>	<input type="radio"/>	<input type="radio"/>	<input type="radio"/>	<input type="radio"/>	REPAIR	E	
22		S7590000026	MODEM	<input type="radio"/>	<input type="radio"/>	<input type="radio"/>	<input type="radio"/>	<input type="radio"/>	<input type="radio"/>	<input type="radio"/>	<input type="radio"/>	<input type="radio"/>	<input type="radio"/>	<input type="radio"/>	<input type="radio"/>	<input type="radio"/>	<input type="radio"/>	<input type="radio"/>	REPAIR	D	




Chapter 3. Receipt Printer (SPR)



No	UNIT	PART#	Customer	TYPE																Category	Recommend QTY
				A	B	C	D	E	F	G	H	I	J	K	L	M	N	O			
23	SPR	S7020000044	RECEIPT PRINTER	<input type="radio"/>	<input type="radio"/>	<input type="radio"/>	<input type="radio"/>	<input type="radio"/>	<input type="radio"/>	<input type="radio"/>	<input type="radio"/>	<input type="radio"/>	<input type="radio"/>	<input type="radio"/>	<input type="radio"/>	<input type="radio"/>	<input type="radio"/>	<input type="radio"/>	FIELD	C	
24		S7320000118	END SENSOR	<input type="radio"/>	<input type="radio"/>	<input type="radio"/>	<input type="radio"/>	<input type="radio"/>	<input type="radio"/>	<input type="radio"/>	<input type="radio"/>	<input type="radio"/>	<input type="radio"/>	<input type="radio"/>	<input type="radio"/>	<input type="radio"/>	<input type="radio"/>	<input type="radio"/>	REPAIR	D	
25		S7320000123	OUTLET	<input type="radio"/>	<input type="radio"/>	<input type="radio"/>	<input type="radio"/>	<input type="radio"/>	<input type="radio"/>	<input type="radio"/>	<input type="radio"/>	<input type="radio"/>	<input type="radio"/>	<input type="radio"/>	<input type="radio"/>	<input type="radio"/>	<input type="radio"/>	<input type="radio"/>	REPAIR	D	
26		S7760000062	PCBA : SPR	<input type="radio"/>	<input type="radio"/>	<input type="radio"/>	<input type="radio"/>	<input type="radio"/>	<input type="radio"/>	<input type="radio"/>	<input type="radio"/>	<input type="radio"/>	<input type="radio"/>	<input type="radio"/>	<input type="radio"/>	<input type="radio"/>	<input type="radio"/>	<input type="radio"/>	REPAIR	E	
27		S5677000016	TPH	<input type="radio"/>	<input type="radio"/>	<input type="radio"/>	<input type="radio"/>	<input type="radio"/>	<input type="radio"/>	<input type="radio"/>	<input type="radio"/>	<input type="radio"/>	<input type="radio"/>	<input type="radio"/>	<input type="radio"/>	<input type="radio"/>	<input type="radio"/>	<input type="radio"/>	REPAIR	D	
28		S5645000008	CUTTER	<input type="radio"/>	<input type="radio"/>	<input type="radio"/>	<input type="radio"/>	<input type="radio"/>	<input type="radio"/>	<input type="radio"/>	<input type="radio"/>	<input type="radio"/>	<input type="radio"/>	<input type="radio"/>	<input type="radio"/>	<input type="radio"/>	<input type="radio"/>	<input type="radio"/>	REPAIR	D	


23



24



25




26



27



28



Chapter 4. Card Reader (MCU)



No	UNIT	PART#	Customer	TYPE														Category	Recommend QTY	
				A	B	C	D	E	F	G	H	I	J	K	L	M	N			O
29	MCU	S7030000137	MCU (SANKYO)	○	○	○	○	○	○		○					○	○	○	FIELD	C
30		S5643000008	MCU : DIP TYPE (SANKYO)	○	○	○	○	○	○		○					○	○	○	REPAIR	D
31		S3200002780	CABLE FOR SANKYO DIP MCU	○	○	○	○	○	○		○					○	○	○	FIELD	D
32		S7030000123	MCU (NH DIP)								○		○	○	○				REPAIR	C
33		S5801000004	MCU : DIP TYPE (NH)								○		○	○	○				REPAIR	D
34		S32122501	CABLE FOR NH DIP MCU								○		○	○	○				REPAIR	E
35		S7690000007	PCBA FOR MCU								○		○	○	○				REPAIR	D

29



30



31



32



33



34




35



Chapter 5. Safety Body



No	UNIT	PART#	Customer	TYPE																Category	Recommend QTY	
				A	B	C	D	E	F	G	H	I	J	K	L	M	N	O				
36	SAFE BODY	S7132000233	SAFETY BODY	○	○	○	○	○	○	○	○	○	○	○	○	○	○	○	○	○	REPAIR	E
37		S4370002538	BEZEL_CDU.	○	○	○	○	○	○	○	○	○	○	○	○	○	○	○	○	○	REPAIR	E
38		S4240000020	KEY & LOCK	○	○	○	○	○	○	○	○	○	○	○	○	○	○	○	○	○	REPAIR	D
39		S3200004164	DOOR SENSOR	○	○	○	○	○	○	○	○	○	○	○	○	○	○	○	○	○	REPAIR	E
40		S4110000115	DOOR HINGE	○	○	○	○	○	○	○	○	○	○	○	○	○	○	○	○	○	REPAIR	E
41		S45112401	E-LOCK	○	○	○	○	○	○	○	○	○	○	○	○	○	○	○	○	○	REPAIR	C
42		S45602703	HANDLE	○	○	○	○	○	○	○	○	○	○	○	○	○	○	○	○	○	REPAIR	D
43		S4140006346	SAFE BODY	○	○	○	○	○	○	○	○	○	○	○	○	○	○	○	○	○	REPAIR	E
44		S4140006478	SAFE DOOR	○	○	○	○	○	○	○	○	○	○	○	○	○	○	○	○	○	REPAIR	E
45		S4140006640	SHU BODY	○	○	○	○	○	○	○	○	○	○	○	○	○	○	○	○	○	REPAIR	E



Chapter 6. L-CDU. (1K) DRAWER TYPE



No	UNIT	PART#	Customer	TYPE																Category	Recommend QTY
				A	B	C	D	E	F	G	H	I	J	K	L	M	N	O			
46	L-CDU. (1K) DRAWER TYPE	S7010000199	DRAWER TYPE - 1K (US)																	FIELD	C
47		S44135304	Encoder Wheel for CDU																	REPAIR	D
48		S21685201	Emitting light Sensor																	REPAIR	D
49		S21685202	Detecting light Sensor																	REPAIR	D
50		S72881201	ENCODER_SHAFT																	REPAIR	D
51		S45085101	TEN_ROLLER																	REPAIR	D
52		S45489401	GUIDE_RJ																	REPAIR	D
53		S45323521	BELT_CDU.																	REPAIR	D
54		S45323522	BELT: 14Wx362x0.65t:22:																	REPAIR	D
55		S56405501	MAIN MOTOR																	REPAIR	D
56		S32121801	CABLE FOR SEPERATOR																	REPAIR	D
57		S7760000072	PCBA:LOWENDCDU:NH2700																	REPAIR	D
58		S72881223	SENSOR_LS7_LS8:LCDU																	REPAIR	D
59		S72881224	SENSOR_LS6:L_CDU																	REPAIR	D
60		S45323614	TIMMING_BELT:S3M_TYPE:																	REPAIR	D
61		S72881227	NOTE_SEPARATE:L_CDU																	REPAIR	D
62		S45283701	RJ_DOOR:L_CDU																	REPAIR	D
63		S72881234	CST:L_CDU																	REPAIR	D
64		S45247501	KNOB:MAIN MOTOR:																	REPAIR	D
65	S45500701	BRUSH:ANTISTATIC																	REPAIR	D	

46



47



48



49



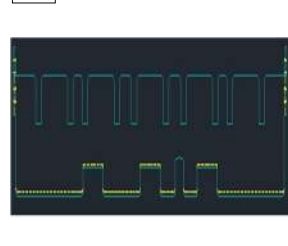
50



51



52



53



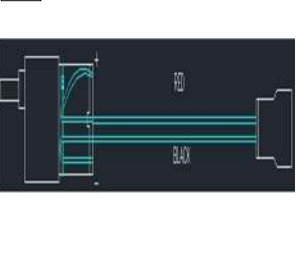
54



55



56



57



58



59



60



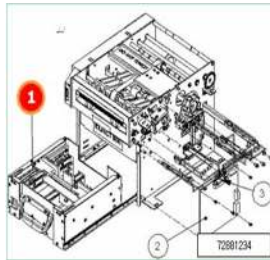
61



62



63



64



65



Chapter 7. Cash Dispenser CDUL3 (1K)



No	UNIT	PART#	Customer	TYPE																Category	Recommend QTY
				A	B	C	D	E	F	G	H	I	J	K	L	M	N	O			
66	Cash Dispenser CDUL3 (1K)	S7010000179	Cash Dispenser (1K - US)	○															FIELD	C	
67		S7010000208	Cash Dispenser (1K - CA)					○												FIELD	C
68		S7670000055	Main Control Board		○				○											REPAIR	D
69		S4310000240	Side Cover for CDU		○					○										REPAIR	E
70		S7310000686	Reject Gate Solenoid		○						○									REPAIR	D
71		S44135304	Encoder Wheel for CDU		○							○								REPAIR	D
72		S4590000977	Exit Solenoid Spring		○								○							REPAIR	D
73		S44974201	Clutch Spring		○									○						REPAIR	D
74		S4820000257	Driving Belt,80S3M1401		○															REPAIR	D
75		S7310000687	Clutch Shaft		○															REPAIR	D
76		S7310000670	Main Mortor		○															REPAIR	D
77		S45353401	Catcher for locking CST		○															REPAIR	D
78		S21685201	Emitting light Sensor		○															REPAIR	D
79		S21685202	Detecting light Sensor		○															REPAIR	D
80		S44134001	Bracket for sensor holder		○															REPAIR	D
81		S32079308	Cassette Docking Sensor		○															REPAIR	D
82		S4500000436	PRISM Sensor		○															REPAIR	D
83		S7310000689	First Detecting Sensor		○															REPAIR	D
84	S7310000690	Second Detecting Sensor		○															REPAIR	D	
85	S4010005228	BRACKET light Sensor		○															REPAIR	D	
86	S7310000682	Double Detecting SENSOR		○															REPAIR	D	

66 & 67



68



69



70



71



72



73



74



75



76



77



78



79



80



81



82



83



84




85



86



No	UNIT	PART#	Customer	TYPE														Category	Recommend QTY
				A	B	C	D	E	F	G	H	I	J	K	L	M	N		
87	Cash Dispenser CDUL3 (1K)	S7310000671	Pully Roller	○				○										REPAIR	D
88		S7310000673	Tension Roller	○				○										REPAIR	D
89		S7310000685	Pully Roller S3MZ36	○				○										REPAIR	D
90		S7310000683	Pully Roller S3MZ36 #2	○				○										REPAIR	D
91		S7310000676	Double Detecting Roller	○				○										REPAIR	D
92		S4310000013	Exit Bezel Only	○				○										REPAIR	D
93		S4840000010	Anti Static Brush	○				○										REPAIR	D
94		S4590000886	Tension Spring	○				○										REPAIR	D
95		S4320000005	Reject Door Bezel Only	○				○										REPAIR	D
96		S4140002187	Right Side Main frame	○				○										REPAIR	D
97		S4140002186	Left Side Main frame	○				○										REPAIR	D
98		S4370000942	Gate Transferring	○				○										REPAIR	D
99		S7430002494	Cassette (1K)	○				○										FIELD	C
100		S7310000224	Note Separator	○				○										REPAIR	D
101		S45494501	Push Plate for Cash	○				○										REPAIR	D
102		S4900000007	Locking Push Plate	○				○										REPAIR	E
103		S43025001	Pick-up Roller	○				○										REPAIR	D
104		S43028001	Handle for Cassette Box	○				○										REPAIR	E
105	S44603301	Identification Tab Screw	○				○										REPAIR	E	
106	S43254701	Spring used for Push Plate	○				○										REPAIR	E	



102



103



104



105



106



Chapter 8. Cash Dispenser (2K / 4K / 6K)



No	UNIT	PART#	Customer	TYPE													Category	Recommend QTY					
				A	B	C	D	E	F	G	H	I	J	K	L	M			N	O			
107	Cash Dispenser (2K / 4K / 6K)	S7010000193	Cash Dispenser (2K - US)		○																FIELD	C	
108		S7010000194	Cash Dispenser (4K - US)			○																FIELD	C
109		S7010000195	Cash Dispenser (6K - US)				○										○					FIELD	C
110		S7010000271	Cash Dispenser (2K - CA)							○												FIELD	C
111		S7010000272	Cash Dispenser (4K - CA)																	○		FIELD	C
112		S7010000294	Cash Dispenser (6K - CA)																		○	FIELD	C
113		S72842301	Reject Gate Solenoid		○	○	○			○			○	○	○	○			○	○		REPAIR	D
114		S44135304	Encoder slit for double detect		○	○	○			○			○	○	○	○			○	○		REPAIR	D
115		S44974701	Exit Solenoid Spring		○	○	○			○			○	○	○	○			○	○		REPAIR	D
116		S44974101	Reject Solenoid Spring		○	○	○			○			○	○	○	○			○	○		REPAIR	D
117		S72843601	Exit Gate Solenoid		○	○	○			○			○	○	○	○			○	○		REPAIR	D
118		S7760000140	Main Control Board		○	○	○			○			○	○	○	○			○	○		REPAIR	D
119		S44974201	Clutch Spring		○	○	○			○			○	○	○	○			○	○		REPAIR	D
120		S45323611	Driving Belt Small		○	○	○			○			○	○	○	○			○	○		REPAIR	E
121		S45323603	Driving Belt Large		○	○	○			○			○	○	○	○			○	○		REPAIR	E
122		S45323602	Driving Belt Medium		○	○	○			○			○	○	○	○			○	○		REPAIR	E
123		S56403106	Main Feeding Motor		○	○	○			○			○	○	○	○			○	○		REPAIR	E
124		S72841802	Tension Roller			○	○						○	○	○	○			○	○		REPAIR	E
125		S45353401	Catcher for locking CST		○	○	○			○			○	○	○	○			○	○		REPAIR	E
126		S21685201	Emitting light Sensor		○	○	○			○			○	○	○	○			○	○		REPAIR	E
127		S21685202	Detecting light Sensor		○	○	○			○			○	○	○	○			○	○		REPAIR	E
128	S44133901	Bracket for sensor holder		○	○	○			○			○	○	○	○			○	○		REPAIR	E	
129	S44134001	Bracket for sensor holder		○	○	○			○			○	○	○	○			○	○		REPAIR	E	
130	S21685011	Coupling Sensor (Reflecting)		○	○	○			○			○	○	○	○			○	○		REPAIR	E	
131	S32079301	Cassette Docking Sensor		○	○	○			○			○	○	○	○			○	○		REPAIR	E	

107 & 110



108 & 111



109 & 112



113



114



115



116



117



118



119



120



121



122



123



124



125



126



127



128



129



130



131



No	UNIT	PART#	Customer	TYPE													Category	Recommend QTY			
				A	B	C	D	E	F	G	H	I	J	K	L	M			N	O	
132	Cash Dispenser (2K / 4K / 6K)	S21683911	Coupling Sensor (Transmitted)		○	○	○		○				○	○	○	○		○	○	REPAIR	E
133		S450000436	PRISM Sensor		○	○	○		○				○	○	○	○		○	○	REPAIR	E
134		S45323502	Feed Belt Medium		○	○	○		○				○	○	○	○		○	○	REPAIR	E
135		S45323501	Feed Belt Small		○	○	○		○				○	○	○	○		○	○	REPAIR	E
136		S45323503	Feed Belt Large		○	○	○		○				○	○	○	○		○	○	REPAIR	E
137		S72852001	Exit Gate Assembly		○	○	○		○				○	○	○	○		○	○	REPAIR	E
138		S45184102	CSTInsertion Rail,Left Side		○	○	○		○				○	○	○	○		○	○	REPAIR	E
139		S45184101	CST Insertion Rail,Right Side		○	○	○		○				○	○	○	○		○	○	REPAIR	E
140		S72841501	Static strip bracket for 2k		○	○	○		○				○	○	○	○		○	○	REPAIR	E
141		S72842501	Reject Bin Cover		○	○	○		○				○	○	○	○		○	○	REPAIR	E
142		S72847501	Double Detect Roller		○	○	○		○				○	○	○	○		○	○	REPAIR	E
143		S72843203	Double Detect Sensor		○	○	○		○				○	○	○	○		○	○	REPAIR	E
144		S44230401	Side Cover for CDU			○	○						○	○	○	○		○	○	REPAIR	E
145		S731000082	Cassette 2K Note		○	○	○						○	○	○	○		○	○	FIELD	C
146		S7430003021	Cassette 2K Note - CA TYPE						○				○	○	○	○		○	○	FIELD	C
147		S7310000224	Note Separator		○	○	○		○				○	○	○	○		○	○	REPAIR	D
148		S45494501	Push Plate for Cash		○	○	○		○				○	○	○	○		○	○	REPAIR	D
149		S4900000007	Locking Push Plate		○	○	○		○				○	○	○	○		○	○	REPAIR	E
150		S43254701	Spring used for Push Plate		○	○	○		○				○	○	○	○		○	○	REPAIR	E
151		S731000085	Cover of Cassette		○	○	○		○				○	○	○	○		○	○	REPAIR	E
152		S43025001	Rubber part of Pick-up Roller		○	○	○		○				○	○	○	○		○	○	REPAIR	E
153		S43028001	Handle for Cassette Box		○	○	○		○				○	○	○	○		○	○	REPAIR	E
154		S44982001	Identification Tab		○	○	○		○				○	○	○	○		○	○	REPAIR	E
155		S44603301	Identification Tab Screw		○	○	○		○				○	○	○	○		○	○	REPAIR	E
156		S72846901	2K Expanded Feed Module			○	○						○	○	○	○		○	○	REPAIR	D
157		S72846917	6K Expanded Feed Module				○						○	○	○	○		○	○	REPAIR	D
158		S7430000327	6K Expanded Feed Module				○						○	○	○	○		○	○	REPAIR	D
159		S72323503	Feed Module Board			○							○	○	○	○		○	○	REPAIR	D

132




133



134



135



136



137



138



139



140



141




142



143



144




145



146



147



148



149



150



151



152



153



154



155



156



157



158



159



Chaper 9. Miscellaneous

No	UNIT	PART#	Customer	TYPE														Category	Recommend QTY	
				A	B	C	D	E	F	G	H	I	J	K	L	M	N			O
160	Miscellaneous	S3325000043	POWER CORD	<input type="radio"/>	<input type="radio"/>	<input type="radio"/>	<input type="radio"/>	<input type="radio"/>	<input type="radio"/>	<input type="radio"/>	<input type="radio"/>	<input type="radio"/>	<input type="radio"/>	<input type="radio"/>	<input type="radio"/>	<input type="radio"/>	<input type="radio"/>	<input type="radio"/>	REPAIR	E
161		S5621000039	Power Supply	<input type="radio"/>	<input type="radio"/>	<input type="radio"/>	<input type="radio"/>	<input type="radio"/>	<input type="radio"/>	<input type="radio"/>	<input type="radio"/>	<input type="radio"/>	<input type="radio"/>	<input type="radio"/>	<input type="radio"/>	<input type="radio"/>	<input type="radio"/>	<input type="radio"/>	REPAIR	D
162		S5678000165	Receipt paper	<input type="radio"/>	<input type="radio"/>	<input type="radio"/>	<input type="radio"/>	<input type="radio"/>	<input type="radio"/>	<input type="radio"/>	<input type="radio"/>	<input type="radio"/>	<input type="radio"/>	<input type="radio"/>	<input type="radio"/>	<input type="radio"/>	<input type="radio"/>	<input type="radio"/>	FIELD	D

160



161



162

